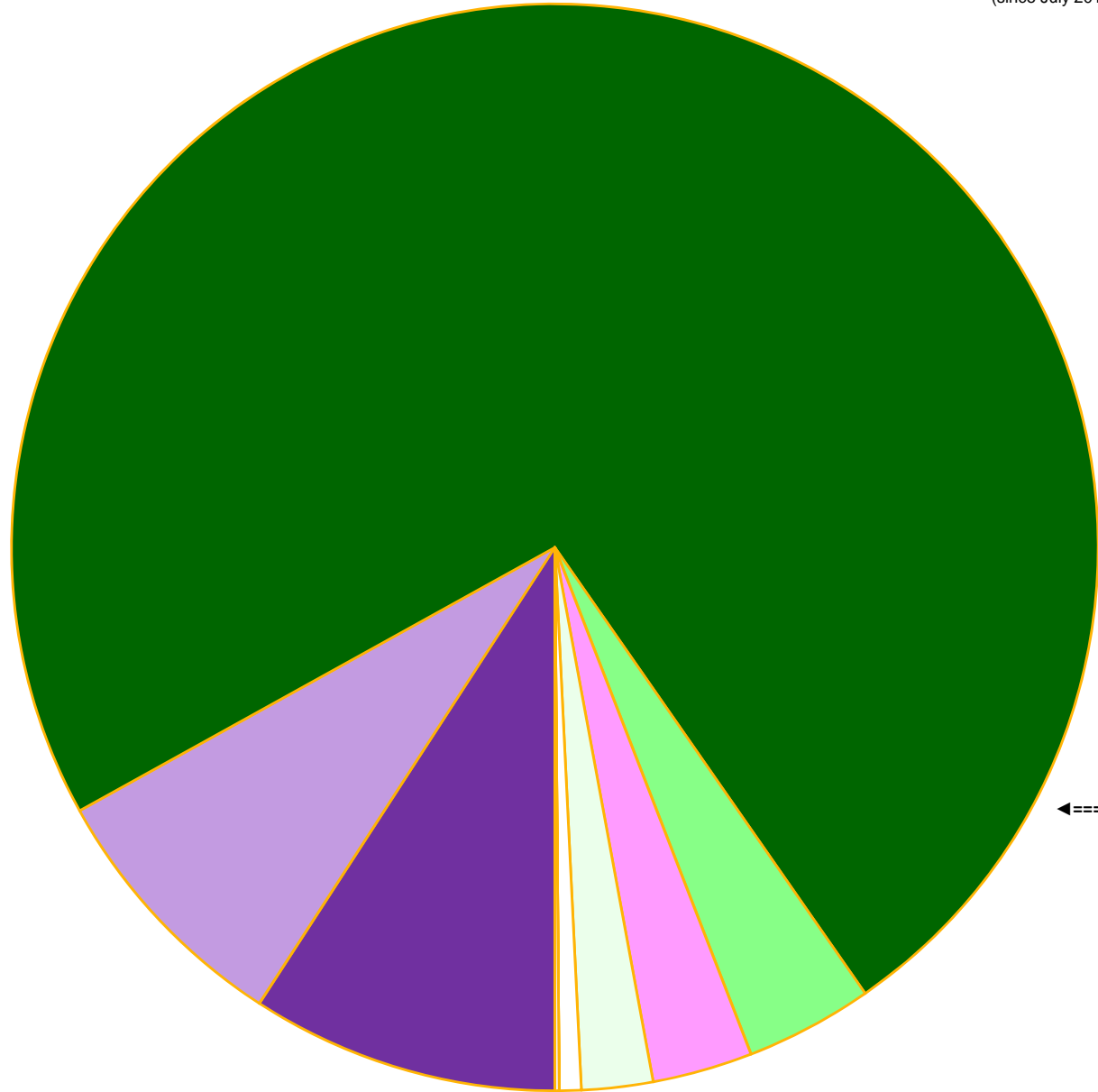


SUMMARY OF BINGHAMTON-JOHNSON CITY JOINT SEWAGE TREATMENT PLANT OVERALL CONTRACTED PROJECT COSTS, PAYMENTS, AND RETAINAGE ACCRUALS

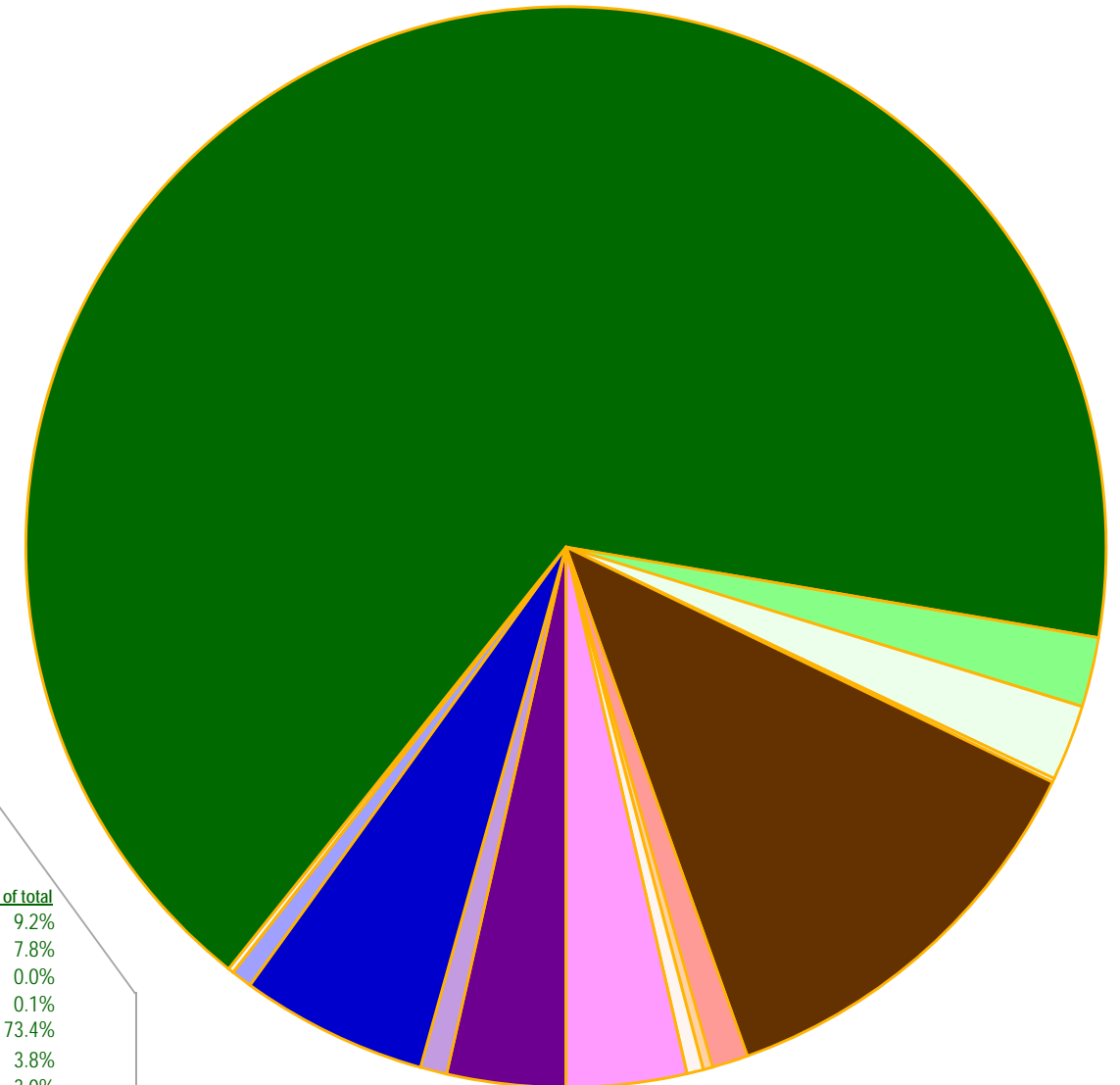
(since July 2011)



Odor Control Duct for Primary Settling Tanks ##1-6 taken (09/18/20)

		% of total
\$ 25,521,898.47	- External Prof. Svcs. Base Contracts Paid/Approved to Pay	9.2%
\$ 21,717,810.10	- External Prof. Svcs. Supp. Agreements Paid/App'd to Pay	7.8%
\$ 1,607.28	- External Prof. Svcs. Base Contracts Not Yet Payable	0.0%
\$ 345,262.86	- External Prof. Svcs. Supp. Agmts. Not Yet Payable	0.1%
\$ 204,505,037.91	- Construction/Demolition Base Contracts Paid/Approved to Pay	73.4%
\$ 10,590,900.11	- Construction/Demolition Change Orders Paid/App'd to Pay	3.8%
\$ 8,298,627.83	- Construction/Demolition Retainage ¹ Liability of Owners	3.0%
\$ 5,917,647.49	- Construction/Demo. Base Contracts Not Yet Payable	2.1%
\$ 1,820,077.26	- Construction/Demo. Change Orders Not Yet Payable	0.6%
\$ 278,718,869.31	NET GRAND TOTAL PROJECT COSTS	100.0%

CONTRACTED PROJECT COSTS AND PAYMENTS FOR CONSTRUCTION AND DEMOLITION

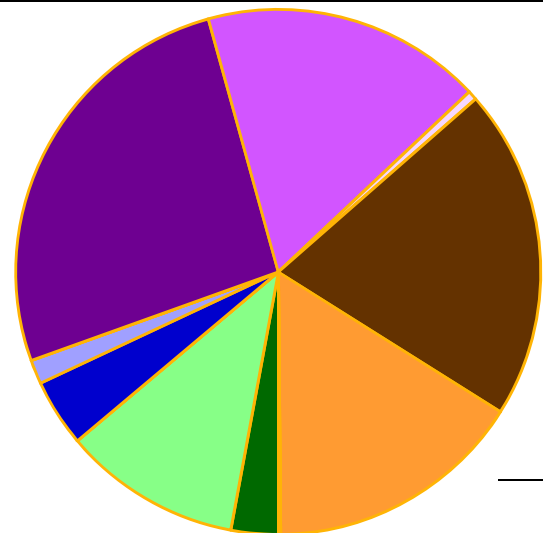


		% of total
\$ 8,200,273.00	- Demolition/Temp. Facilities Base Contracts Paid/Approved to Pay	3.5%
\$ 1,845,946.71	- Demolition/Temp. Facilities Change Orders Paid/Approved to Pay	0.8%
\$ 0.13	- Demolition/Temp. Facilities Change Orders Not Yet Payable	0.0%
\$ 12,948,298.33	- Flood Repairs/Mitigation Base Contracts Paid/Approved to Pay	5.6%
\$ 1,460,069.54	- Flood Repairs/Mitigation Change Orders Paid/Approved to Pay	0.6%
\$ (0.00)	- Flood Repairs/Mitigation Base Contracts Not Yet Payable	0.0%
\$ 375,449.50	- Flood Repairs/Mitigation Change Orders Not Yet Payable	0.2%
\$ 154,737,629.15	- Restoration/Rehabilitation Base Contracts Paid/Approved to Pay	66.9%
\$ 4,802,672.72	- Restoration/Rehabilitation Change Orders Paid/Approved to Pay	2.1%
\$ 5,267,594.53	- Restoration/Rehabilitation Base Contracts Not Yet Payable	2.3%
\$ 289,075.64	- Restoration/Rehabilitation Change Orders Not Yet Payable	0.1%
\$ 28,618,837.43	- Solids Handling/Digesters Base Contracts Paid/Approved to Pay	12.4%
\$ 2,482,211.14	- Solids Handling/Digesters Change Orders Paid/Approved to Pay	1.1%
\$ 650,052.96	- Solids Handling/Digesters Base Contracts Not Yet Payable	0.3%
\$ 1,155,551.99	- Solids Handling/Digesters Net Change Orders Not Yet Payable	0.5%
\$ 8,298,627.83	- Demolition/Construction Retainage ¹ Liability of Owners	3.6%
\$ 231,132,290.60	NET SUBTOTAL CONSTRUCTION AND DEMOLITION COSTS	100.0%



Primary Settling Tank #5-east Cover Installed taken (10/29/21)

CONTRACTED PROJECT COSTS AND PAYMENTS FOR EXTERNAL PROFESSIONAL SERVICES¹



		% of total
\$ 1,378,482.47	- Preliminary Analysis Base Contracts Paid/Approved to Pay	2.9%
\$ 5,224,774.96	- Preliminary Analysis Supp. Agreements Paid/Approved to Pay	11.0%
\$ 1,607.28	- Preliminary Analysis Base Contracts Not Yet Payable	0.0%
\$ 1,977,072.00	- Flood Mitigation/Repair Base Contracts Paid/Approved to Pay	4.1%
\$ 706,592.00	- Flood Mitigation/Repair Supp. Agreements Paid/Approved to Pay	1.5%
\$ -	- Flood Mitigation/Repair Supp. Agmts. Not Yet Payable	0.0%
\$ 12,460,000.00	- Final Design/DSDC* Base Contracts Paid/Approved to Pay	26.2%
\$ 8,213,206.00	- Final Design/DSDC* Supp. Agreements Paid/Approved to Pay	17.3%
\$ 277,000.00	- Final Design/DSDC* Supp. Agreements Not Yet Payable	0.6%
\$ 9,706,344.00	- Construction Mgmt./Defense Base Contracts Paid/Approved to Pay	20.4%
\$ 7,573,237.14	- Construction Mgmt./Defense Supp. Agmts. Paid/Approved to Pay	15.9%
\$ -	- Construction Mgmt./Defense Base Contracts Not Yet Payable	0.0%
\$ 68,262.86	- Construction Mgmt./Defense Supp. Agmts. Not Yet Payable	0.1%
\$ 47,586,578.71	NET SUBTOTAL PROFESSIONAL SERVICES COSTS	100.0%

* - "DSDC" – acronym for "Design Services During Construction"

¹ - "Retainage" is the contractually-established proportion of the agreed-upon contract price deliberately withheld until the work is complete to assure that the Contractor will complete the construction project and satisfy its obligations

¹ - Construction Management category also includes contract for Defense of Contractor Claims






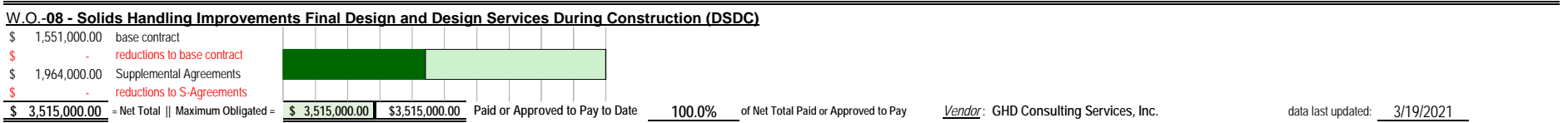
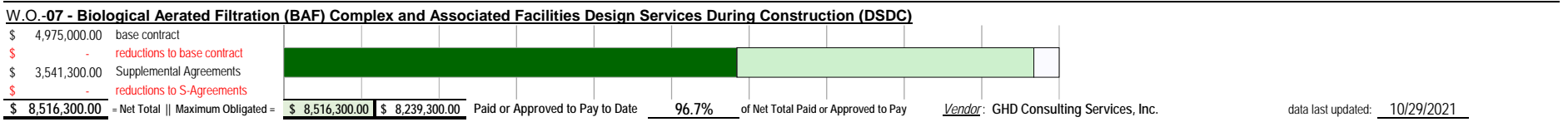
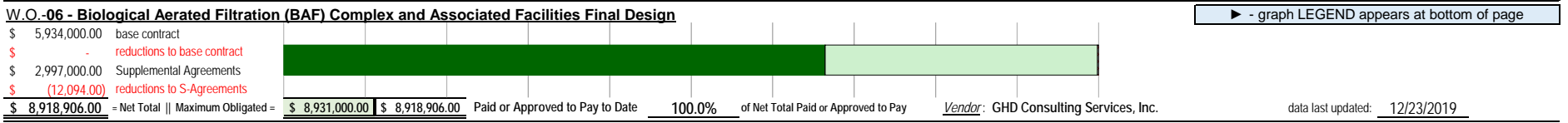
(for details of the Project's 43 component Contracts, please refer to the data and bar graphs on the following pages)

INFOGRAPHIC: "SNAPSHOT" OF CONTRACTED PROJECT COSTS AND PAYMENTS FOR VARIOUS EXTERNAL NON-CONSTRUCTION PROFESSIONAL SERVICES CONTRACTS @ JSTP AND TPS

(based on Applications for Payment approved (issuance of most recent payment check[s]) and updating of most recent retainage accrual[s], if any, in the City's MUNIS financial software system may as yet be pending))

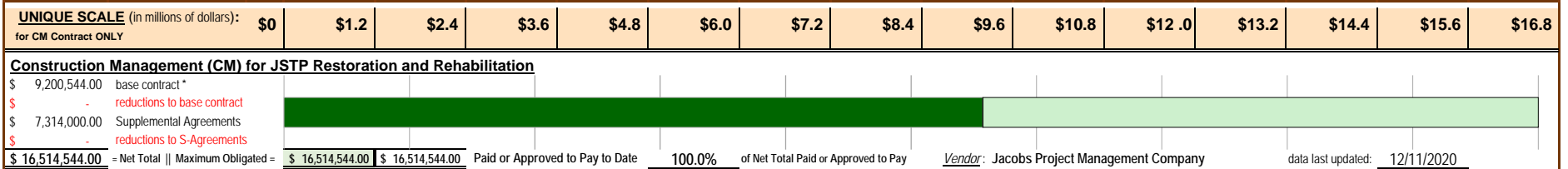
***** PART I - OPEN/ACTIVE/ONGOING CONTRACTS *****

SCALE (in millions of dollars):	\$0	\$1	\$2	\$3	\$4	\$5	\$6	\$7	\$8	\$9	\$10	\$11	\$12	\$13	\$14
---------------------------------	-----	-----	-----	-----	-----	-----	-----	-----	-----	-----	------	------	------	------	------



SCALE (in millions of dollars):	\$0	\$1	\$2	\$3	\$4	\$5	\$6	\$7	\$8	\$9	\$10	\$11	\$12	\$13	\$14
---------------------------------	-----	-----	-----	-----	-----	-----	-----	-----	-----	-----	------	------	------	------	------







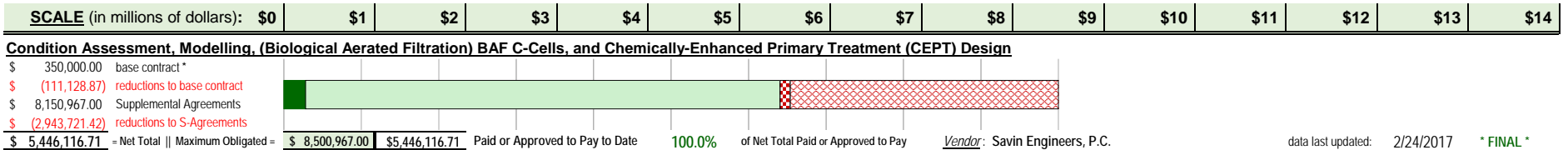
UNIQUE SCALE (in millions of dollars):	\$0	\$1.2	\$2.4	\$3.6	\$4.8	\$6.0	\$7.2	\$8.4	\$9.6	\$10.8	\$12.0	\$13.2	\$14.4	\$15.6	\$16.8
--	-----	-------	-------	-------	-------	-------	-------	-------	-------	--------	--------	--------	--------	--------	--------



UNIQUE SCALE (in millions of dollars):	\$0	\$1.2	\$2.4	\$3.6	\$4.8	\$6.0	\$7.2	\$8.4	\$9.6	\$10.8	\$12.0	\$13.2	\$14.4	\$15.6	\$16.8
--	-----	-------	-------	-------	-------	-------	-------	-------	-------	--------	--------	--------	--------	--------	--------

***** PART II - CLOSED-OUT/COMPLETED CONTRACTS *****

SCALE (in millions of dollars):	\$0	\$1	\$2	\$3	\$4	\$5	\$6	\$7	\$8	\$9	\$10	\$11	\$12	\$13	\$14
---------------------------------	-----	-----	-----	-----	-----	-----	-----	-----	-----	-----	------	------	------	------	------



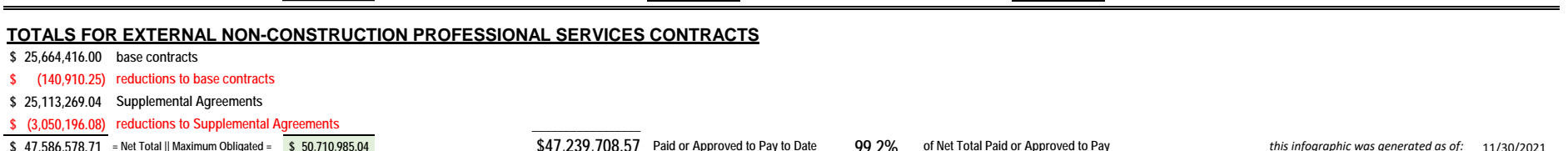
SCALE (in millions of dollars):	\$0	\$1	\$2	\$3	\$4	\$5	\$6	\$7	\$8	\$9	\$10	\$11	\$12	\$13	\$14
---------------------------------	-----	-----	-----	-----	-----	-----	-----	-----	-----	-----	------	------	------	------	------

LEGEND:

- Base Contract Paid/Approved to Pay to Date
- Supplemental Agreement Paid/Approved to Pay to Date
- Base Contract Reductions to Date
- Supplemental Agreement Reductions to Date
- Base Contract Scope As Yet Not Ready for Payment
- Supplemental Agreement Scope As Yet Not Ready for Payment

(each light gray "hash line" in graph area = 10% of total)

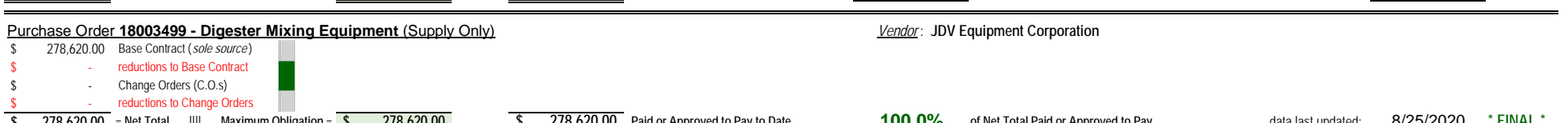
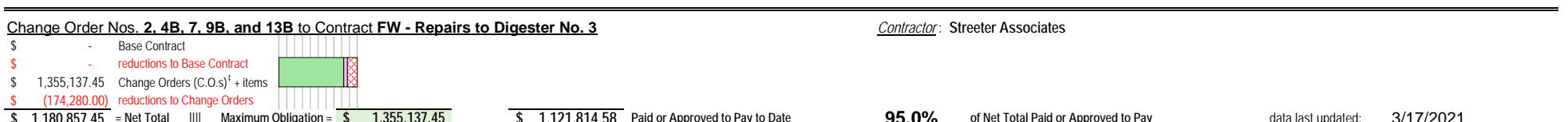
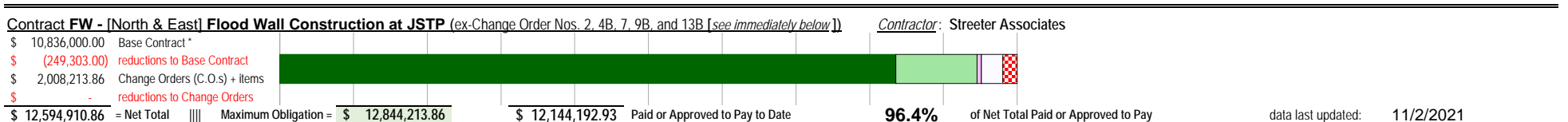
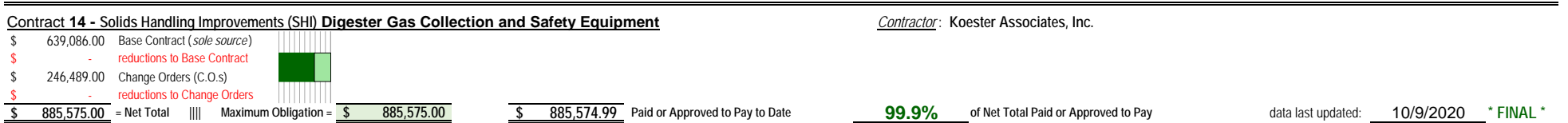
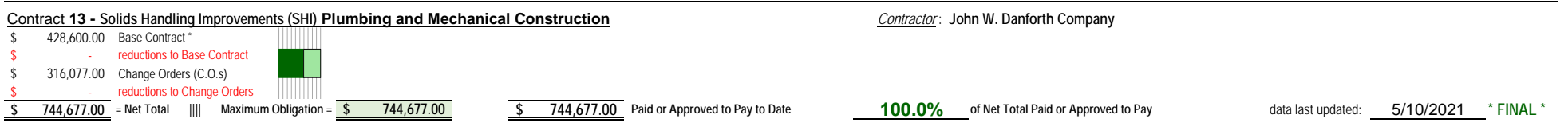
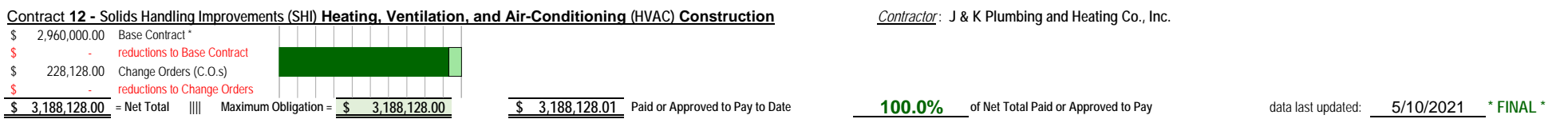
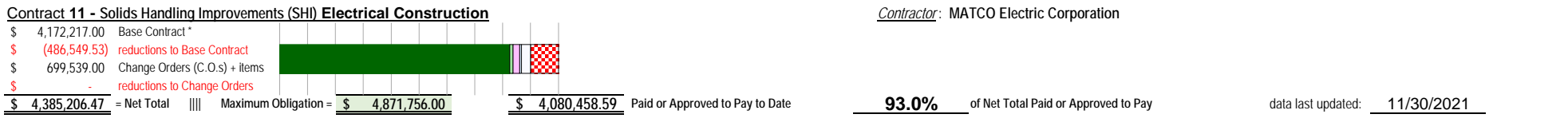

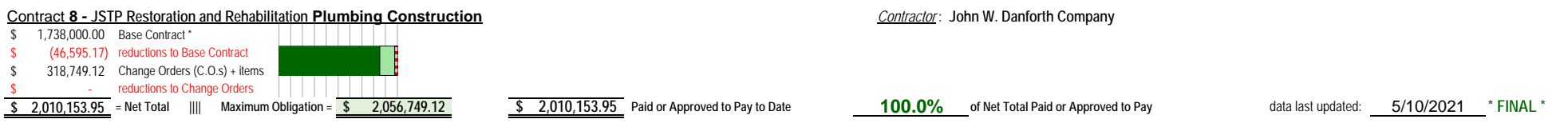
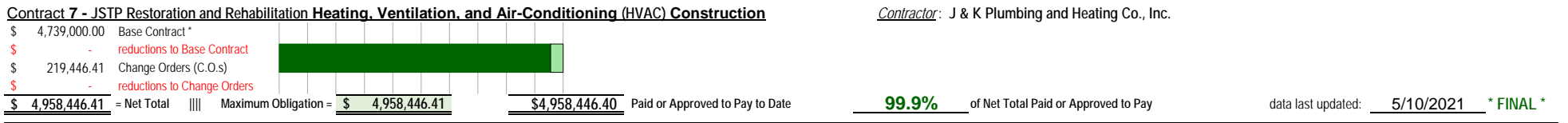

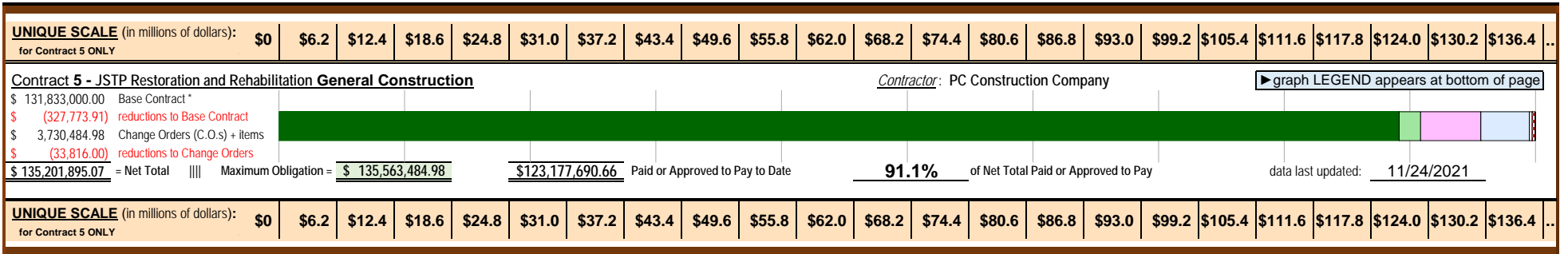
* - competitively procured



If you have any questions or need assistance with the data presented in this infographic, please contact Edward Crumb, Project Analyst, <efcrumb@cityofbinghamton.com>, [607] 772-7011, extension 1240.

INFOGRAPHIC: "SNAPSHOT" OF CONTRACTED PROJECT COSTS AND PAYMENTS FOR VARIOUS CONSTRUCTION AND DEMOLITION CONTRACTS @ JSTP AND TPS
 (based on Applications for Payment approved (issuance of most recent payment(s) [via check or wire transfer] and updating of most recent retainage accrual(s) in the City's MUNIS financial software system may as yet be pending))

*** PART I - OPEN/ACTIVE/ONGOING CONTRACTS ***



LEGEND: - Base Contract Paid/Approved to Pay to Date - Change Orders Paid/Approved to Pay to Date - Retainage¹ Withholdings as of the Date of this Infographic (each light gray "hash line" in graph area = 10% of total)

* - competitively procured - Base Contract Scope Not Ready for Payment Yet - Change Order Scope Not Ready for Payment Yet - Base Contract Reductions to Date - Change Order Reductions to Date

¹ - competitively procured as to Change Order No. 2

¹ - Retainage is the contractually-established proportion of the agreed-upon contract price deliberately withheld until the work is complete and accepted with the goal of assuring that the Contractor will complete the construction project and satisfy its obligations.

INFOGRAPHIC: "SNAPSHOT" OF CONTRACTED PROJECT COSTS AND PAYMENTS FOR VARIOUS CONSTRUCTION AND DEMOLITION CONTRACTS @ JSTP AND TPS

(continued from front)

*** PART II – CLOSED-OUT/COMPLETED CONTRACTS ***																																										
SCALE (in millions of dollars):		\$0	\$1	\$2	\$3	\$4	\$5	\$6	\$7	\$8	\$9	\$10	\$11	\$12	\$13	\$14	\$15	\$16	\$17	\$18	\$19	\$20	\$21	\$22																		
Contract 2012-1 - Interim Demolition		<i>Contractor:</i> R. DeVincentis & Son Construction, Inc. ▶ graph LEGEND appears at bottom of page																																								
\$ 218,000.00	Base Contract *																																									
\$ (2,132.00)	reductions to Base Contract																																									
\$ -	Change Orders (C.O.s)																																									
\$ -	reductions to Change Orders																																									
\$ 215,868.00	= Net Total	Maximum Obligation = \$ 218,000.00	\$ 215,868.00	Paid or Approved to Pay to Date																					100.0%	of Net Total Paid or Approved to Pay															data last updated: 9/17/2012	* FINAL *
Contract 2012-2 - Temporary Structural Stabilization		<i>Contractor:</i> Vacri Construction Corporation																																								
\$ 359,000.00	Base Contract *																																									
\$ -	reductions to Base Contract																																									
\$ 3,608.00	Change Orders (C.O.s)																																									
\$ -	reductions to Change Orders																																									
\$ 362,608.00	= Net Total	Maximum Obligation = \$ 362,608.00	\$ 362,608.00	Paid or Approved to Pay to Date																					100.0%	of Net Total Paid or Approved to Pay															data last updated: 10/30/2012	* FINAL *
Contract 2012-3 - Chemically-Enhanced Primary Treatment (CEPT) General Construction		<i>Contractor:</i> Vacri Construction Corporation																																								
\$ 94,000.00	Base Contract *																																									
\$ -	reductions to Base Contract																																									
\$ 6,541.56	Change Orders (C.O.s)																																									
\$ -	reductions to Change Orders																																									
\$ 100,541.56	= Net Total	Maximum Obligation = \$ 100,541.56	\$ 100,541.56	Paid or Approved to Pay to Date																					100.0%	of Net Total Paid or Approved to Pay															data last updated: 5/24/2013	* FINAL *
Contract 2012-4 - Chemically-Enhanced Primary Treatment (CEPT) Electrical Construction		<i>Contractor:</i> NELCORP Electrical Contracting Corporation																																								
\$ 54,131.00	Base Contract *																																									
\$ -	reductions to Base Contract																																									
\$ -	Change Orders (C.O.s)																																									
\$ -	reductions to Change Orders																																									
\$ 54,131.00	= Net Total	Maximum Obligation = \$ 54,131.00	\$ 54,131.00	Paid or Approved to Pay to Date																					100.0%	of Net Total Paid or Approved to Pay															data last updated: 5/17/2013	* FINAL *
Contract 2012-5 - Chemically-Enhanced Primary Treatment (CEPT) Plumbing / Mechanical Construction		<i>Contractor:</i> Evans Mechanical, Inc.																																								
\$ 653,000.00	Base Contract *																																									
\$ -	reductions to Base Contract																																									
\$ 10,143.28	Change Orders (C.O.s)																																									
\$ -	reductions to Change Orders																																									
\$ 663,143.28	= Net Total	Maximum Obligation = \$ 663,143.28	\$ 663,143.15	Paid or Approved to Pay to Date																					99.9%	of Net Total Paid or Approved to Pay															data last updated: 12/6/2013	* FINAL *
Contract 2013-1 - Advance Demolition		<i>Contractor:</i> LeChase Construction Services, LLC																																								
\$ 3,360,000.00	Base Contract *																																									
\$ (701,000.00)	reductions to Base Contract																																									
\$ 173,432.00	Change Orders (C.O.s)																																									
\$ -	reductions to Change Orders																																									
\$ 2,832,432.00	= Net Total	Maximum Obligation = \$ 3,533,432.00	\$ 2,832,432.00	Paid or Approved to Pay to Date																					100.0%	of Net Total Paid or Approved to Pay															data last updated: 6/6/2014	* FINAL *
Contract 1 - Compost Facility [Selective] Demolition		<i>Contractor:</i> LeChase Construction Services, LLC																																								
\$ 1,473,925.00	Base Contract *																																									
\$ (53,226.00)	reductions to Base Contract																																									
\$ 146,884.00	Change Orders (C.O.s)																																									
\$ -	reductions to Change Orders																																									
\$ 1,567,583.00	= Net Total	Maximum Obligation = \$ 1,620,809.00	\$ 1,567,583.00	Paid or Approved to Pay to Date																					100.0%	of Net Total Paid or Approved to Pay															data last updated: 1/6/2017	* FINAL *
Contract 2 - Flood Damaged Plumbing & Process Mechanical Repairs		<i>Contractor:</i> Blue Heron Construction Co., LLC																																								
\$ 709,047.00	Base Contract *																																									
\$ (104,268.74)	reductions to Base Contract																																									
\$ -	Change Orders (C.O.s)																																									
\$ -	reductions to Change Orders																																									
\$ 604,778.26	= Net Total	Maximum Obligation = \$ 709,047.00	\$ 604,778.26	Paid or Approved to Pay to Date																					100.0%	of Net Total Paid or Approved to Pay															data last updated: 5/4/2018	* FINAL *
Contract 3 - Biological Aerated Filtration (BAF) Facility Demolition		<i>Contractor:</i> LeChase Construction Services, LLC																																								
\$ 2,744,575.00	Base Contract *																																									
\$ -	reductions to Base Contract																																									
\$ 1,505,338.00	Change Orders (C.O.s)																																									
\$ -	reductions to Change Orders																																									
\$ 4,249,913.00	= Net Total	Maximum Obligation = \$ 4,249,913.00	\$ 4,249,913.00	Paid or Approved to Pay to Date																					100.0%	of Net Total Paid or Approved to Pay															data last updated: 8/18/2017	* FINAL *
Contract 4 - Emergency Motor Control Center (MCC) and Feeder Replacement		<i>Contractor:</i> MATCO Electric Corporation																																								
\$ 1,119,000.00	Base Contract *																																									
\$ (38,957.00)	reductions to Base Contract																																									
\$ 52,810.00	Change Orders (C.O.s)																																									
\$ -	reductions to Change Orders																																									
\$ 1,132,853.00	= Net Total	Maximum Obligation = \$ 1,171,810.00	\$ 1,132,852.99	Paid or Approved to Pay to Date																					99.9%	of Net Total Paid or Approved to Pay															data last updated: 7/1/2019	* FINAL *
Contract 9 - Biological Aerated Filtration (BAF) Secant Pile Wall Construction @ JSTP		<i>Contractor:</i> Welliver McGuire, Inc.																																								
\$ 10,161,230.00	Base Contract *																																									
\$ -	reductions to Base Contract																																									
\$ 434,364.20	Change Orders (C.O.s)																																									
\$ -	reductions to Change Orders																																									
\$ 10,595,594.20	= Net Total	Maximum Obligation = \$ 10,595,594.20	\$ 10,595,594.19	Paid or Approved to Pay to Date																					99.9%	of Net Total Paid or Approved to Pay															data last updated: 11/28/2017	* FINAL *
Purchase Order 19002778 - Emergency Repairs to Digester Nos. 1 & 2		<i>Contractor:</i> Koester Associates, Inc.																																								
\$ 180,000.00	Base Contract *																																									
\$ -	reductions to Base Contract																																									
\$ -	Change Orders (C.O.s)																																									
\$ -	reductions to Change Orders																																									
\$ 180,000.00	= Net Total	Maximum Obligation = \$ 180,000.00	\$ 180,000.00	Paid or Approved to Pay to Date																					100.0%	of Net Total Paid or Approved to Pay															data last updated: 2/19/2020	* FINAL *
Contract TPS-1 - Terminal Pumping Station (TPS) General Construction		<i>Contractor:</i> LeChase Construction Services, LLC																																								
\$ 656,000.00	Base Contract *																																									
\$ -	reductions to Base Contract																																									
\$ 22,318.07	Change Orders (C.O.s)																																									
\$ -	reductions to Change Orders																																									
\$ 678,318.07	= Net Total	Maximum Obligation = \$ 678,318.07	\$ 678,318.06	Paid or Approved to Pay to Date																					99.9%	of Net Total Paid or Approved to Pay															data last updated: 2/28/2017	* FINAL *
Contract TPS-2 - Terminal Pumping Station (TPS) Electrical Construction		<i>Contractor:</i> NELCORP Electrical Contracting Corporation																																								
\$ 887,100.00	Base Contract *																																									
\$ -	reductions to Base Contract																																									
\$ 20,603.63	Change Orders (C.O.s)																																									
\$ -	reductions to Change Orders																																									
\$ 907,703.63	= Net Total	Maximum Obligation = \$ 907,703.63	\$ 907,703.62	Paid or Approved to Pay to Date																					99.9%	of Net Total Paid or Approved to Pay															data last updated: 3/13/2017	* FINAL *
Contract TPS-3 - Terminal Pumping Station (TPS) HVAC / Mechanical Construction		<i>Contractor:</i> Petcosky & Sons Plumbing & Heating Co., Inc.																																								
\$ 70,500.00	Base Contract *																																									
\$ -	reductions to Base Contract																																									
\$ 2,875.00	Change Orders (C.O.s)																																									
\$ -	reductions to Change Orders																																									
\$ 73,375.00	= Net Total	Maximum Obligation = \$ 73,375.00	\$ 73,375.00	Paid or Approved to Pay to Date																					100.0%	of Net Total Paid or Approved to Pay															data last updated: 3/24/2017	* FINAL *

SCALE (in millions of dollars):		\$0	\$1	\$2	\$3	\$4	\$5	\$6	\$7	\$8	\$9	\$10	\$11	\$12	\$13	\$14	\$15	\$16	\$17	\$18	\$19	\$20	\$21	\$22
---------------------------------	--	-----	-----	-----	-----	-----	-----	-----	-----	-----	-----	------	------	------	------	------	------	------	------	------	------	------	------	------

LEGEND: - Base Contract Paid/Approved to Pay to Date - Change Orders Paid/Approved to Pay to Date - Retainage¹ Withholdings as of the Date of this Infographic (each light gray "hash line" in graph area = 10% of total)
 * - competitively procured - Base Contract Scope As Yet Not Ready for Payment - Change Order Scope As Yet Not Ready for Payment - Base Contract Reductions to Date - Change Order Reductions to Date

¹ - competitively procured as to Change Order No. 2

¹ - Retainage is the contractually-established proportion of the agreed-upon contract price deliberately withheld until the work is complete and accepted with the goal of assuring that the Contractor will complete the construction project and satisfy its obligations.

TOTALS FOR CONSTRUCTION AND DEMOLITION CONTRACTS

\$ 217,879,347.00	Base Contracts (competitively procured, except for Contract 14 and P.O. 18003499 [which are each sole source])																																								
\$ (3,560,584.96)	reductions to Base Contracts																																								
\$ 17,026,262.56	Change Orders (C.O.s)																																								
\$ (212,734.00)	reductions to Change Orders																																								
\$ 231,132,290.60	= Net Total	Maximum Obligation = \$ 234,905,609.56	\$ 215,095,938.02	Paid or Approved to Pay to Date																					93.0%	of Net Total Paid or Approved to Pay															this infographic was generated as of: 11/30/2021